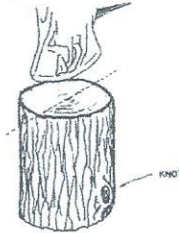


WWW.CHOPPER1AXE.COM

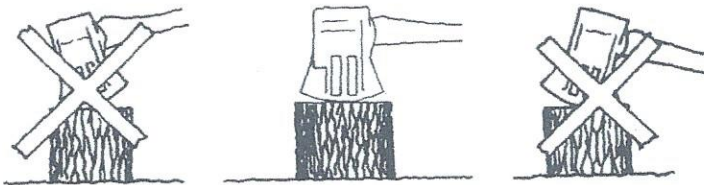


INSTRUCTIONS (PLEASE READ CAREFULLY)

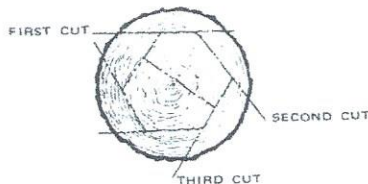
PLACE AN 18" LONG LOG ON A FIRM CHOPPING BLOCK OR OTHER SUITABLE SURFACE. IF THE LOG HAS KNOTS PLACE THEM DOWN & PERPENDICULAR TO CUT LINE AS ILLUSTRATED.



STAND ERECT AND BRING CHOPPER 1 STRAIGHT OVER YOUR HEAD. WITH GOOD AIM IN MIND BRING CHOPPER 1 STRAIGHT DOWN IN ONE SMOOTH MOTION STRIKING THE LOG AS SQUARE AS POSSIBLE, BEING CAREFUL NOT TO "HEEL" OR "TOE" THE BLADE.



WHEN SPLITTING LARGE DIAMETER LOGS WORK AROUND THE CIRCUMFERENCE CHOPPING OFF 4 TO 6 INCH SEGMENTS



PRECAUTIONS

1. ALWAYS WEAR SAFETY GLASSES AND SAFETY SHOES AND SAFETY APPAREL
2. CHOPPER 1 CAN PROPEL WOOD SEGMENTS TEN FEET OR MORE. SPLIT WOOD IN SAFE AREA WHERE THESE PIECES WILL NOT STRIKE PEOPLE, CARS, WINDOWS, ETC...
3. DO NOT STRIKE CHOPPER 1 WITH ANOTHER TOOL.
4. ALWAYS PRACTICE SAFE WOOD SPLITTING.